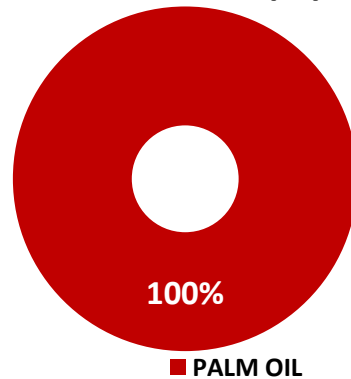


Delmon Products Limited - Saudi Arabia

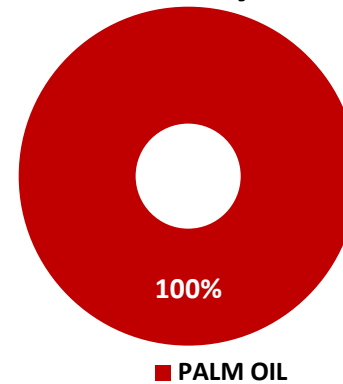
Overall Palm Oil Traceability to Mill: 100%

Jan - Jun 2019

Volume (%)



Overall Traceability to Mill



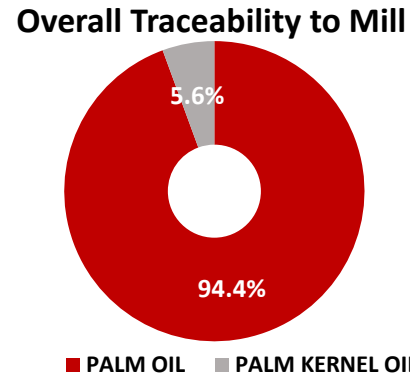
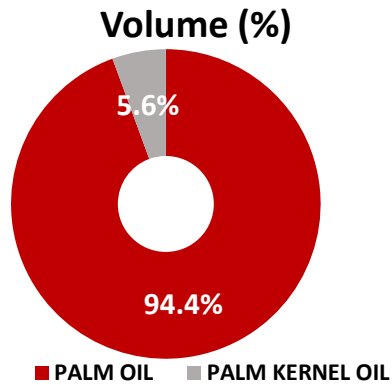
List of Supplying Mills - Palm Oil

Name of Refinery	Region	% of Supply	% Traceability to Mill	Mill List
FGV IFFCO Oils Products (FIOP)	Malaysia	54.4%	54.4%	Click Here
PT. Synergy Oil Nusantara	Indonesia	41.2%	41.2%	Click Here
Mewah - Pasir Gudang	Malaysia	3.3%	3.3%	Click Here
Bunge - Pasir Gudang	Malaysia	1.1%	1.1%	Click Here
		100%	100%	

Emirates Refining Company - UAE

Overall Palm Oil Traceability to Mill: 100%

Jan - Jun 2019



Name of Refinery	Region	% of Supply	% Traceability to Mill	Mill List
PT. Synergy Oil Nusantara (PT.SON)	Indonesia	49.1%	49.1%	Click Here
GAR (PT.Ivomas Tunggal) - Lubuk Gaung	Indonesia	20.0%	20.0%	Click Here
Musim Mas - Batam	Indonesia	13.3%	13.3%	Click Here
FGV IFFCO Sdn Bhd (FISB)	Malaysia	9.4%	9.4%	Click Here
Mewah - Pasir Gudang	Malaysia	8.2%	8.2%	Click Here
		100%	100%	

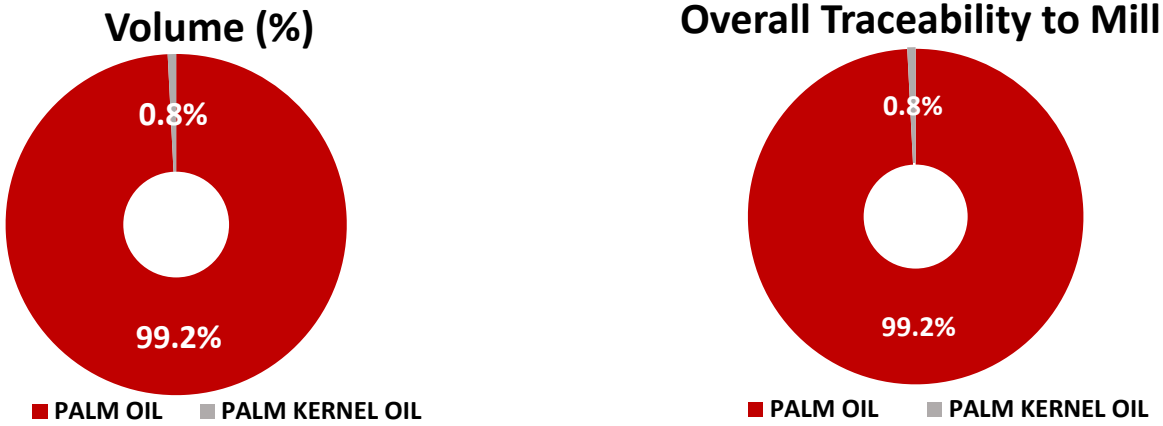
List of Supplying Mills - Palm Kernel Oil

Name of Refinery	Region	% of Supply	% Traceability to Mill	Mill List
Felda IFFCO Sdn Bhd (FISB)	Malaysia	100%	100%	Click Here
		100	100%	

IFFCO EGYPT S.A.E - EGYPT

Overall Palm Traceability to Mill: 100%

Jan - Jun 2019



List of Supplying Mills - Palm Oil

Name of Refinery	Region	% of Supply	% Traceability to Mill	Mill List
PT. Synergy Oil Nusantara (PT.SON)	Indonesia	82.9%	82.9%	Click Here
PT. Adhitya Serayakorita	Indonesia	14.4%	14.4%	Click Here
Musim Mas - Batam	Indonesia	2.6%	2.6%	Click Here
		100%	100%	

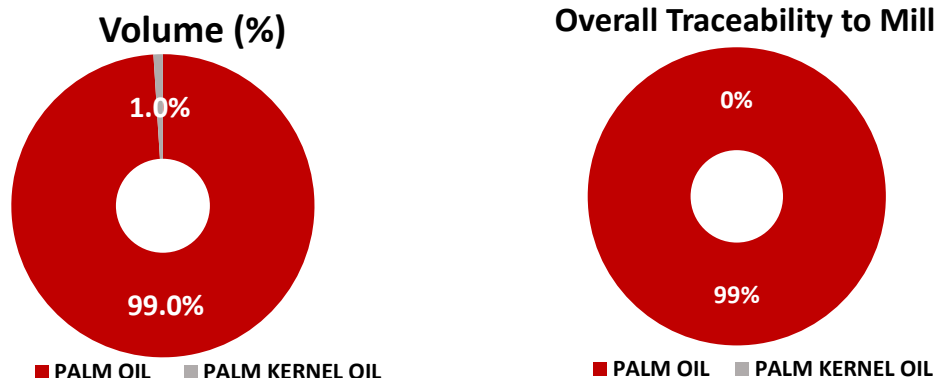
List of Supplying Mills - Palm Kernel Oil

Name of Refinery	Region	% of Supply	% Traceability to Mill	Mill List
Mewah Oils Sdn Bhd	Malaysia	100%	100%	Click Here
		100	100%	

IFFCO Pakistan Pvt Ltd - Pakistan

Overall Palm Oil Traceability to Mill: 99%

Jan - Jun 2019



List of Supplying Mills - Palm Oil (99% of total palm products traded/processed)

Name of Refinery	Region	% of Supply	% Traceability to Mill	Mill List
GAR (Tarahan, Tarjun, Belawan, Lubuk Gaung)	Indonesia	30.6%	30.6%	Click Here
LDC	Indonesia, Malaysia	30.3%	30.3%	Click Here
Apical	Indonesia	23.4%	23.4%	Click Here
Cargill (Dumai, Belawan)	Indonesia	8.6%	8.6%	Click Here
Wilmar	Malaysia	5.7%	5.7%	Click Here
ICOF (Lubuk Gaung)	Indonesia	1.1%	1.1%	Click Here
		100%	100%	

List of Supplying Mills - Palm Kernel Oil (1% of total palm products traded/processed)

Name of Refinery	Region	% of Supply	% Traceability to Mill	Mill List
Virgos	Indonesia	100%	0%	Unknown
		100	0%	